






**WARNING: READ THE ASSEMBLING INSTRUCTIONS CAREFULLY BEFORE ASSEMBLING THE EZYSEAT ABOVE GROUND BENCH SEAT ONLY.**



Make sure to wear protective gloves and foot protection when installing and assembling this product. Unpack the unit and make sure all the components are included before proceeding. This activity requires two or more people as lifting is involved. Please ensure bolts are only finger-tightened during the assembling process for flexibility in lining up components. Securely tighten the bolts before anchoring the product to the ground.

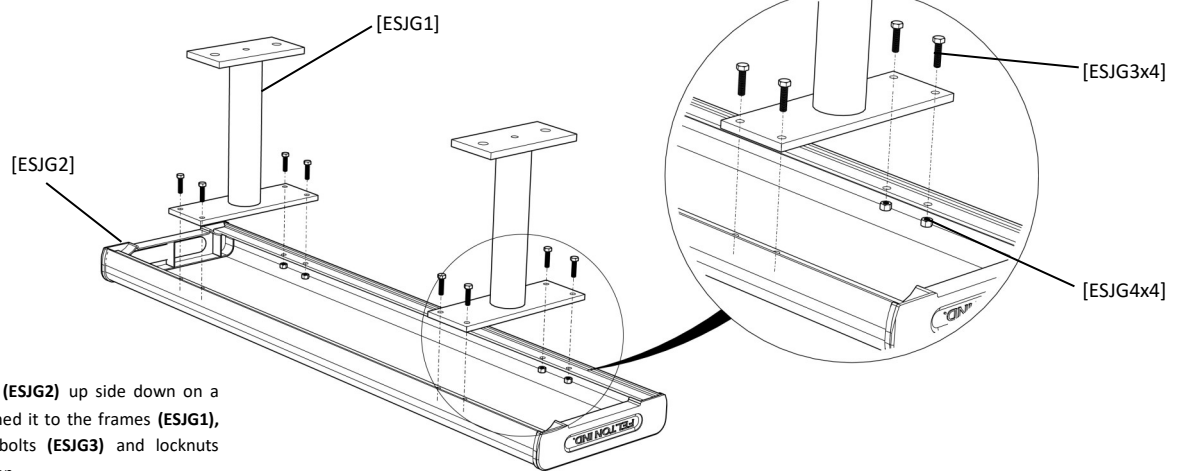


| <br><b>1m. EZYSEAT ABOVE GROUND BENCH SEAT</b><br><b>(CODE No. EZYJAG1)</b> | ITEM PART  | DESCRIPTION                   | QTY |
|--|--|-------------------------------|-----|
|  | ESJG1  | 250 mm. SEAT FRAME            | 2   |
|  | ESJG2  | 1000 mm.—SEAT ALUMINIUM PLANK | 1   |
|  | ESJG3  | M6x25 mm. HEXAGONAL HEAD BOLT | 8   |
|  | ESJG4  | M6 LOCKNUT                    | 8   |
|  |  ESJG1  ESJG2  ESJG3  ESJG4 |                               |     |

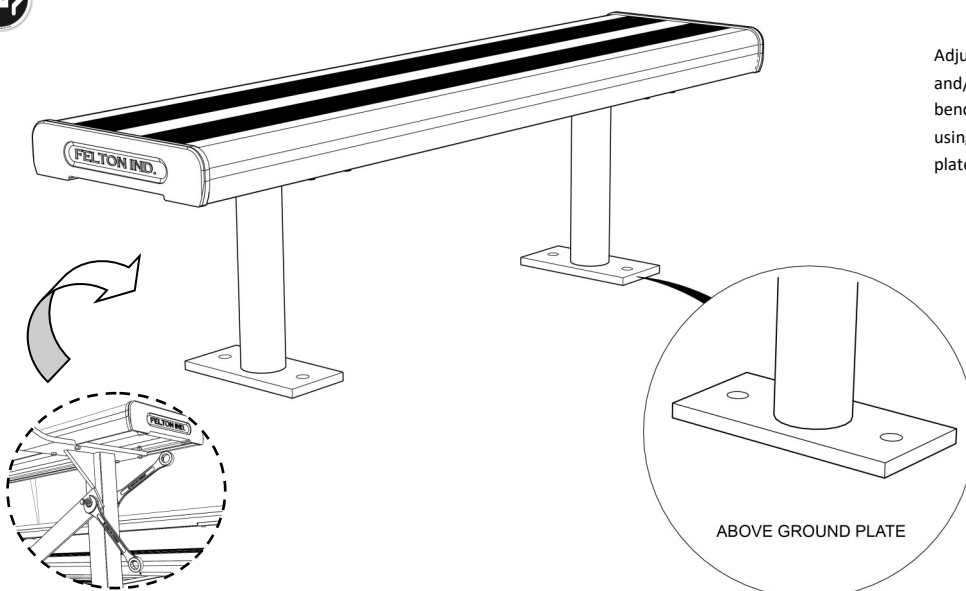
Thank you for purchasing our high quality products. The EzySeat Above Ground Bench Seat has been well manufactured with certified materials, to achieve high reliability and minimum maintenance. It is our commitment to provide you cost-effective solutions for outdoor applications.



1



2



1